



NORTHSIDE

Primary School



Executive Headteacher: Mrs. Longworth
Head of School: Mrs. Mulvihill-Ellis
Albert Street, North Finchley, London, N12 8JP
☎ 020 8445 4730
✉ office@northsidesch.org

Dear Parents and Carers,

I am writing to let you know about the National Phonics Screening Check, which will take place for Year 1 pupils during the week beginning 9th June 2026. This letter outlines what the check involves and suggests ways you can support your child's phonics learning at home.

What is the phonics screening check?

The phonics screening check is a national assessment used to help us understand how well children are developing their phonics skills. The results will be shared with you in your child's end of year report.

During the check, each child reads a list of 40 words aloud to myself, one to one. These words include a mixture of real words and made up (or "nonsense") words, which encourage children to use their phonics knowledge to decode. The process is kept relaxed and familiar.

Who takes part?

All Year 1 children complete the check. In addition, any Year 2 child who did not meet the expected standard in Year 1 will retake it. In rare circumstances, if we feel it is not appropriate for a child to take the check in Year 1, we will discuss this with you closer to the time.

What are "nonsense" words?

Nonsense words are made-up words that the children will not recognise and will have to use their decoding skills to read. These words cannot be learnt by sight.

Supporting your child at home

Children make the best progress when reading is enjoyable and encouraging. Families play an important role in this. Here are a few simple ways to help:

- Spot digraphs in words, these are groups of letters that make one sound (e.g. sh, igh, ou). Children may underline these to help them.
- Say each sound in the word separately.
- Blend the sounds together to read the whole word.
- Use a sound chart and ask your child to say each sound.
- Focus on a small number of new sounds each week and practise them regularly.
- Encourage reading of both real and nonsense words.
- When reading books, support your child in sounding out unfamiliar words rather than guessing from pictures.
- Read together every day, family members can all get involved.
- Play simple word games like "I-spy" or practise reading signs and shopping lists.

If you would like to find out more about how phonics is taught and how you can support your child at home, we recommend visiting the Little Wandle website.

<https://www.littlewandle.org.uk/resources/for-parents/>






























If you have any questions about phonics or your child's reading, please feel free to discuss this with me at any time.

Yours sincerely,






Miss. Celini
Year 1 Class Teacher

Grapheme mat - phase 2,3 and 5

Grow the code grapheme mat Phase 2, 3 and 5

 s ss c se ce st sc	 t tt	 p pp	 n nn kn gn	 m mm mb	 d dd	 g gg	 c k ck cc ch	 r rr wr	 h
 b bb	 f ff ph	 l ll le al	 j g dge ge	 v vv ve	 w wh	 x	 y z zz s se ze	 z zz s se ze	 qu
 ch tch ture	 sh ch ti ssi si ci	 th	 ng	 nk	 a e ea	 i y	 o a	 u o-e ou	

Grow the code grapheme mat Phase 2, 3 and 5

 ai ay a a-e eigh aigh ey ea	 ee ea e e-e ie y ey	 igh ie i i-e y	 oa o o-e ou oe ow	 oo ue u-e ew ou ui	yoo ue u u-e ew	 oo u* oul	 ar a* al*
 or aw au aur oor al a oar ore	 ur er ir or	 ow ou	 oi oy	 ear ere eer	air are ere ear	zh su si	

*depending on regional accent

Activate \

Example of phonics screening assessment, this is the answer sheet for the teacher administering the test, this is not the sheet the children will read from.

Section 1				Section 2			
Word	Correct	Incorrect	Comment	Word	Correct	Incorrect	Comment
dat				tay			
cag				sloam			
rin				zued			
ept				meve			
jash				clend			
quib				braits			
coid				scrug			
quass				splue			
glog				high			
blard				feast			
disp				goal			
murbs				shape			
chum				trunk			
kick				groups			
reef				straw			
short				scribe			
blot				model			
greet				person			
dust				chapter			
parks				reptiles			



WE HAVE ACHIEVED

