

Welcome to our KS1 maths workshop



Our current curriculum now
requires more from each
year group.

By the end of year 1:

- Adding and subtracting one-digit and two-digit numbers to 20, including zero
- Making number bonds within 20
- Counting in steps of twos, fives and tens
- Reading and writing numbers to 100 in numerals

By the end of KS1 (year 2):

- Counting to 100 forwards & backwards.
Writing the numbers in digits and words.
- Counting in steps of 3 (as well as 2, 5, 10)
- Fractions – recognising $\frac{1}{2}$, $\frac{1}{4}$, $\frac{1}{3}$ and $\frac{3}{4}$
- Temperature – measuring $^{\circ}$ centigrade
- Time – telling and writing the time to 5 minutes.

Lessons now involve 3 main skills:

- Fluency
(Recalling facts, learning methods etc)
- Reasoning
(Explaining their understanding, playing reasoning games etc)
- Problem solving
(Solving problems within a context)

Year 2 SATS


- May 2020
- In the exam – children will not be allowed to use any resources.
- However they need to use them in class first of all to support their understanding.

Resources used in class:

- Bead strings
- Counters
- 100 squares
- Number lines



- Dienes



- Numicon



Multilink cubes

Resources that you can use at home to support your children:

- Lego/building blocks can be used as multilink.



- Coins can be used as counters to solve sharing problems etc.



- Socks and shoes for counting in 2s!



The children will have to complete 2 papers: 'Arithmetic' and 'Reasoning'

- Examples of questions taken from year 2 arithmetic papers:

14

$$8 \div 2 = \boxed{}$$

17

$$6 \times 3 = \boxed{}$$

10

$$10 + 40 + 20 = \boxed{}$$

An example of a question taken from a year 2 Reasoning paper:

11 There are **20** balloons.

7 balloons fly away.



How many balloons are left?

balloons



1 mark

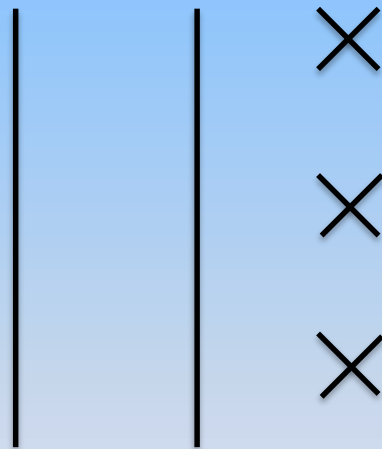
Jottings

- As resources are not allowed in the exam, we are training children to use jottings.
- These help children to solve problems easily and quickly.
- There are 5 main types of jottings that they need to know in year 2. Children start learning some of these in year 1.
- In year 1 and 2, the children use 'floor books' to draw jottings. These help them to remember what they are doing in lessons.

Place value: Talk to your children about the number of 'tens' and 'ones' in a number

- Draw tens as 'sticks' and ones as circles or crosses.

- Eg 23 =



5 main types of jottings:

10

$10 + 40 + 20 =$

$54 - 20 =$

17

$6 \times 3 =$

14

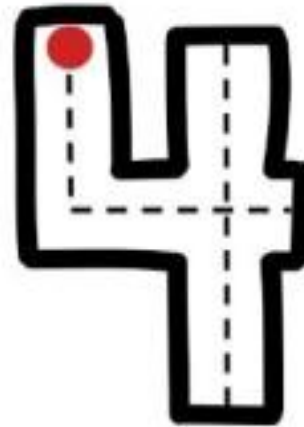
$8 \div 2 =$

$\frac{1}{2} \text{ of } 6 =$

- What else can you do to help your child at home?
- Practise forming numbers correctly- follow our posters and practise the rhymes we use at Northside



Number 1 is like a stick.
A straight line that is
very quick.



Down and over,
Down once more.
That's the way to
make a four!



Real life Maths!

- It is important to link Maths to your everyday life to help your children make connections




- Collect small change to learn which coin is which
- Who has **more** pizza? Who has got **less**?
- Ask your child to **share** food **evenly** between the family
- Can they read door numbers? Where are the doors with the **odd numbers**? Where are the **even door numbers**?
- Real life tasks are now set as part of your child's homework.

How we teach addition, subtraction, multiplication and division at Northside

Addition

By the end of Y1

- Understand the concept and vocabulary of:
put together, add, altogether, total and more than
- Counting forwards in steps of 1,2,5 and 10 from different starting numbers eg 8,10,12, 14 ...
- Working out what is one more than a number.
- Using pictures and marks to explain 1 more
e.g There are 3 cars in the garage. 1 more came along



- Create a Numicon staircase to show 1 more- 'take one for a walk' up the staircase to show the numbers getting bigger each time




- Read, write and understand number sentences involving addition (+) signs
- Add numbers (including zero) up to 20 such as 12+5. Using a number line to help where necessary.



Other everyday resources that can help your child's Maths skills at home

- Board games and card games



- Wearing an analogue watch and referring to the time



Your turn!...

- You can now have a look at some of the resources your children use in school.
- Feel free to ask any questions!